



Technical Data Sheet

EmoStyle D

Innovative premium-class sauna control unit for dry (Finnish) sauna operation.

Exclusive control panel with front side completely made of glass in a black and white design. With coloured TFT display and separate power unit. Thanks to the innovative operating concept, the unit can be operated intuitively and quickly, and numerous functions can be reached and set very quickly.

Properties and advantages:

- Flat, compact control panel with modern TFT colour display.
- Simple, easy operation via capacitive keys.
- Made in Germany - Quality by EOS

Properties:

Case:	Control panel with front side completely made of glass
Screen:	TFT colour display with menu navigation
Menu navigation:	19 languages
Temperature control:	digital two-point regulation, 30 - 115°C
Heating time limit:	6, 12 hours and infinite
Time pre-selection:	24 hrs in real time or week timer
Temperature limit:	139 °C safety limit
Switching power:	up to 9 kW (can be expanded with LSG)
Connection:	400 V 3N AC 50 Hz.
Control panel HxWxD:	132 x 135 x 25 mm
Power unit HxWxD:	270 x 300 x 100 mm
Assembly:	Control panel - installation or attachment, power unit - wall mounting.

- Easy and intuitive operation
- Menu navigation in 19 languages
- Flat control panel with TFT-display
- Simple, quick installation
- Premium functions
- Made in Germany 

Power element

Split front side facilitates assembly.
Connections can be made at the bottom and the back.



Control panel

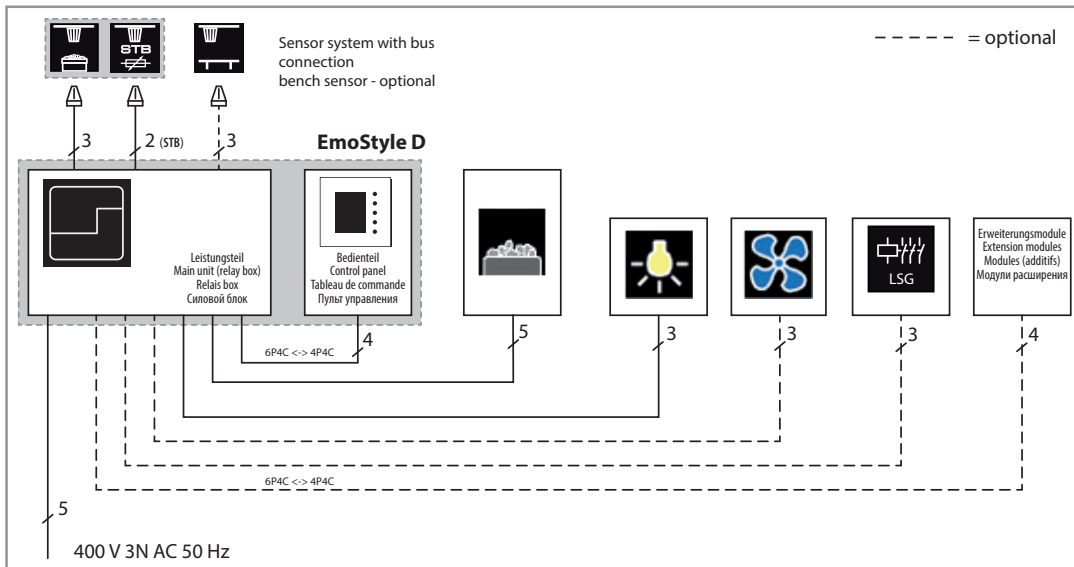
Installation or attachment is possible. The figure shows the user interface when optional accessories are connected.



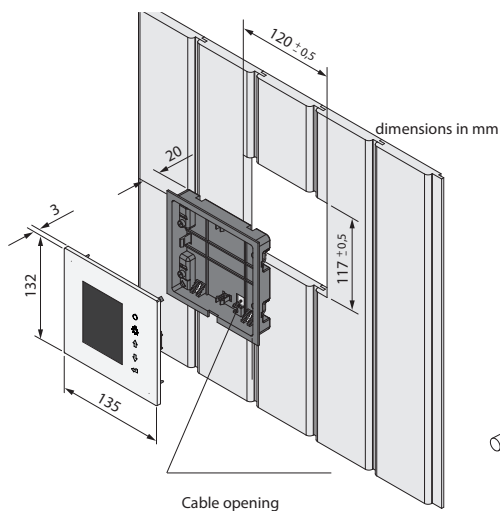
MADE IN GERMANY 

Technical data subject to change

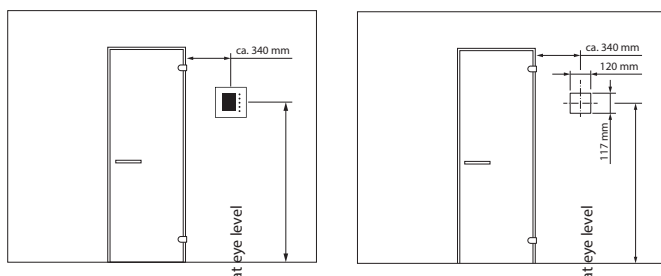
Connection diagram



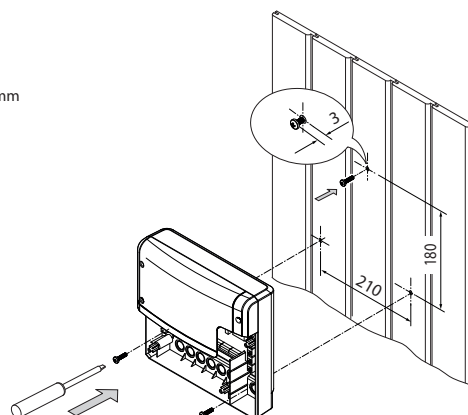
Mounting the control panel



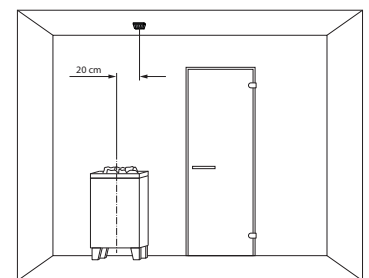
Front view sauna wall



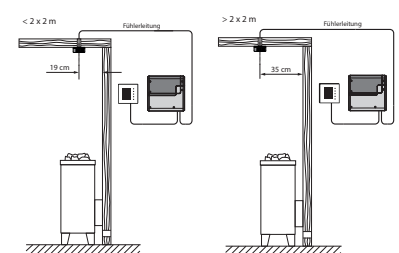
Mounting the power unit



Mounting the sensor



by sauna cabins:



Accessories

Description	Article number
Stove sensor complete	94.5743
Circuit board temperature limiter (STB)	94.5732
Bench sensor (2nd temperature sensor)	94.5725

Specifications

Art. No.	electr. connection	Switching output	Control range	Heating time limiter	Timer limit	Light output	Fan output	probe	Control panel (HBT)	Load unit (HBT)
94.6316 94.6314	400V 3N AC 50 Hz	9 kW (can be expanded with LSG)	30° - 115°C	6 hrs / 12 hrs / 99 hrs	24 hrs or week timer	230 V, ohmic, capacitive, inductive load.	230 V / max. 150 W, adjustable	Digital, with 5 m cable. bench sensor - optional	127 x 130 x 25 mm installation assembly (mounting - optional)	270 x 300 x 100 mm Wall mounting